Klokkijken C
Werkboek

ThiemeMeulenhoff

Klokkijken C
Werkboek

COLOFON

Auteurs
redactie Stenvert

Ontwerp omslag
Eduardo Media

Illustraties
Egbert Koopmans

Opmaak binnenwerk
PPMP Prepress, Wolvega

Over ThiemeMeulenhoff
ThiemeMeulenhoff ontwikkelt zich van educatieve uitgeverij tot een learning design company. We brengen content, leerontwerp en technologie samen. Met onze groeiende expertise, ervaring en leeroplossingen zijn we een partner voor scholen bij het vernieuwen en verbeteren van onderwijs. Zo kunnen we samen beter recht doen aan de verschillen tussen lerenden en scholen en ervoor zorgen dat leren steeds persoonlijker, effectiever en efficiënter wordt.

Samen leren vernieuwen.

www.thiememeulenhoff.nl

ISBN 978 90 06 31475 5
Tweede druk, eerste oplage 2019

© ThiemeMeulenhoff, Amersfoort, 2010

Alle rechten voorbehouden. Niets uit deze uitgave mag worden verveelvoudigd, opgeslagen in een geautomatiseerd gegevensbestand, of openbaar gemaakt, in enige vorm of op enige wijze, hetzij elektronisch, mechanisch, door fotokopieën, opnamen, of enig andere manier, zonder voorafgaande schriftelijke toestemming van de uitgever.

Voor zover het maken van kopieën uit deze uitgave is toegestaan op grond van artikel 16B Auteurswet 1912 j° het Besluit van 23 augustus 1985, Stbl. 471 en artikel 17 Auteurswet 1912, dient men de daarvoor wettelijk verschuldigde vergoedingen te voldoen aan Stichting Publicatie- en Reproductierechten Organisatie (PRO), Postbus 3060, 2130 KB Hoofddorp (*www.stichting-pro.nl*). Voor het overnemen van gedeelte(n) uit deze uitgave in bloemlezingen, readers en andere compilatiewerken (artikel 16 Auteurswet) dient men zich tot de uitgever te wenden. Voor meer informatie over het gebruik van muziek, film en het maken van kopieën in het onderwijs zie www.auteursrechtenonderwijs.nl.

De uitgever heeft ernaar gestreefd de auteursrechten te regelen volgens de wettelijke bepalingen. Degenen die desondanks menen zekere rechten te kunnen doen gelden, kunnen zich alsnog tot de uitgever wenden.

Deze uitgave is volledig CO_2-neutraal geproduceerd.
Het voor deze uitgave gebruikte papier is voorzien van het FSC®-keurmerk.
Dit betekent dat de bosbouw op een verantwoorde wijze heeft plaatsgevonden.

Inhoud

Hoe laat is het? 4
Teken de wijzers 5
Hoeveel minuten zijn er voorbij? 6
Hoeveel minuten zijn er voorbij? 7
Hoeveel tijd is er voorbij? 8

Vóór 12.00 uur:
Analoog en digitaal: Hoe laat is het? 9
Analoog en digitaal: Hoe laat is het? 10
Analoog en digitaal: Teken de wijzers 11
Analoog en digitaal: Hoe laat is het? 12
Analoog en digitaal: Hoe laat is het? 13

Na 12.00:
Analoog en digitaal: Teken de wijzers 14
Analoog en digitaal: Hoe laat is het? 15
Analoog en digitaal: Teken de wijzers 16
Analoog en digitaal: Teken de wijzers 17

Minuten:
Analoog en digitaal: Hoe laat is het? 18
Analoog en digitaal: Hoe laat is het? 19
Analoog en digitaal: Haal je de trein? 20
Analoog en digitaal: Hoe laat is het? 21
Analoog en digitaal: Hoe laat is het? 22
Analoog en digitaal: Hoe laat is het? 23
Analoog en digitaal: Hoe laat is het? 24
Digitaal: Hoe laat is de soep gaar? 25
Digitaal: Hoe laat is het afgelopen? 26
Digitaal: Hoe laat is het klaar? 27
Teken de wijzers 28
Romeinse cijfers: Teken de wijzers 29

Toets A
Analoog en digitaal: Hoe laat is het? 30

Toets B
Analoog en digitaal: Hoe laat is het? 31

Diploma Klokkijken C 32

Naam .....

Hoe laat is het?



5 voor half 8

10 over 10

5 over 1



5 over half 6

5 voor half 7

5 voor 12

10 voor half 5

10 over half 9

10 over half 3

5 over half 2



5 voor half 3

Naam .....

Teken in elke klok de grote en de kleine wijzer.



5 voor half 4



10 over 10



10 voor half 8



5 voor 1

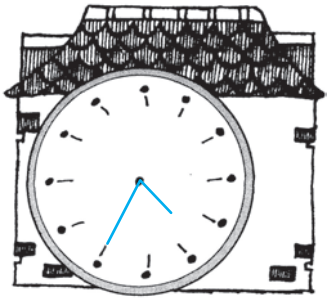

5 over half 5



10 voor 4



10 over half 2

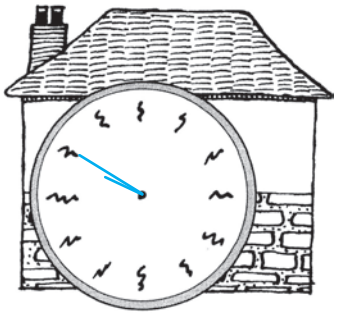

10 voor 10



10 over half 2



5 voor 10



5 over half 7

Naam .....

Hoeveel minuten zijn er voorbij?



.....5..... minuten



.....15..... minuten



.....30..... minuten



.....45..... minuten



.....60..... minuten

Naam .....

Hoeveel minuten zijn er voorbij?



.....30..... minuten



.....20..... minuten



.....35..... minuten



.....50..... minuten



.....40..... minuten

Naam .....

Hoeveel tijd is er voorbij?



.....6..... uren en .....15..... minuten



.....2..... uren en .....15..... minuten



.....3..... uren en .....30..... minuten



.....2..... uren en .....15..... minuten

.....4..... uren en .....40..... minuten

Naam .....

Het is vóór 12.00 uur.

Hoe laat is het?



10.15 uur → kwart over ....10....



1.45 uur → kwart voor ....2....

10.30 uur → half ....11....

12.00 uur → ....12.... uur

7.20 uur → 10 voor half ....8....



2.50 uur → 10 voor ....3....



3.35 uur → 5 over half ....4....

8.05 uur → 5 over ....8....

4.20 uur → 10 voor half ....5....

10.55 uur → 5 voor ....11....

7.35 uur → 5 over half ....8....

Naam .....

Het is vóór 12.00 uur.

Hoe laat is het?

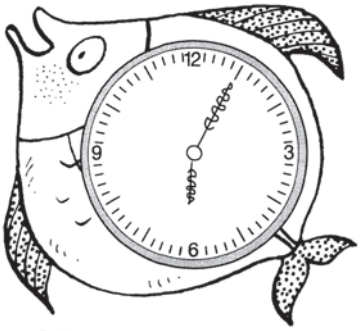

6.05 uur → 5 over ....6....



2.20 uur → 10 voor ....half 3....



3.40 uur → 10 over ....half 4....

5.35 uur → 5 over ....half 6....



2.55 uur → 5 voor ....3....



1.25 uur → 5 voor ....half 2....

10.05 uur → 5 over ....10....

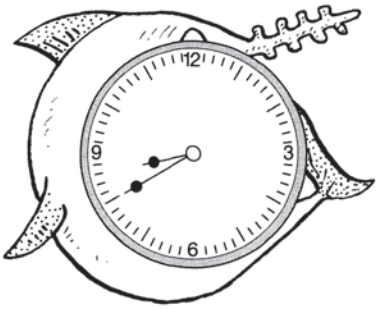

8.40 uur → 10 over ....half 9....



11.05 uur → 5 over ....11....



10.45 uur → kwart voor ....11....

3.30 uur → half ....4....

Naam .....

Het is vóór 12.00 uur.

Teken de wijzers en vul in.

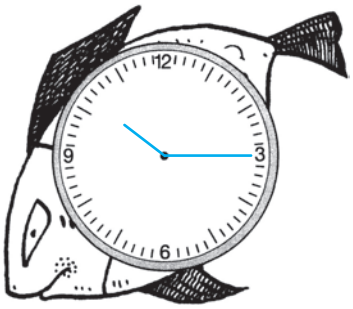

10.15 uur → kwart over ...10...



2.20 uur → 10 voor ...half 3...

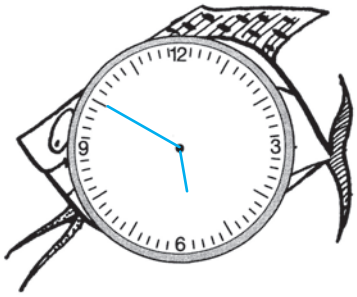

5.50 uur → 10 voor ...6...

6.55 uur → 5 voor ...7...

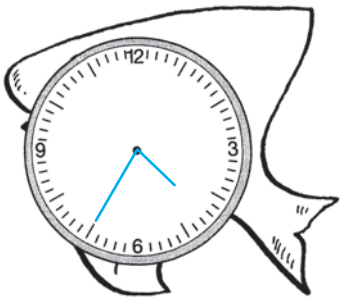

4.35 uur → 5 over ...half 5...

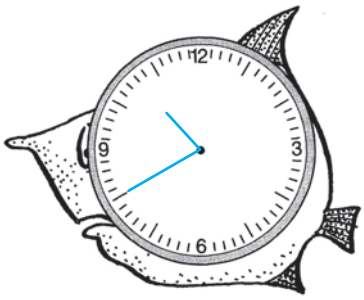

10.40 uur → 10 over ...half 11...

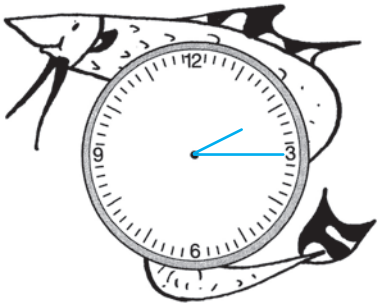

2.15 uur → kwart over ...2...

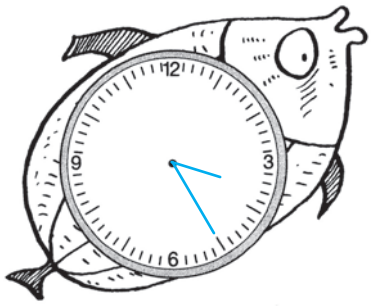

3.25 uur → 5 voor ...half 4...



6.05 uur → 5 over ...6...



8.55 uur → 5 voor ...9...

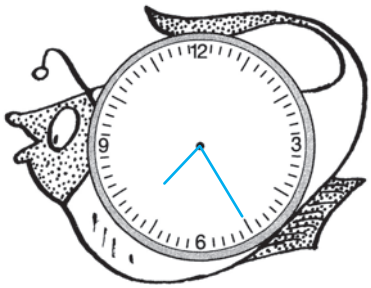

7.25 uur → 5 voor ...half 8...

Naam .....

Het is vóór 12.00 uur.

Hoe laat is het?

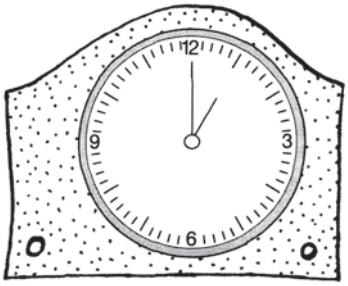

1.00 uur

10.10 uur



2.15 uur



9.05 uur

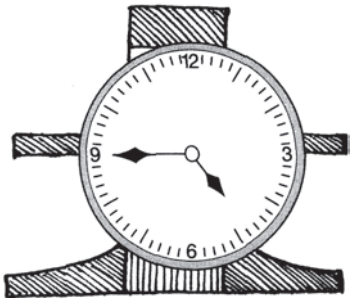

4.45 uur



5.15 uur

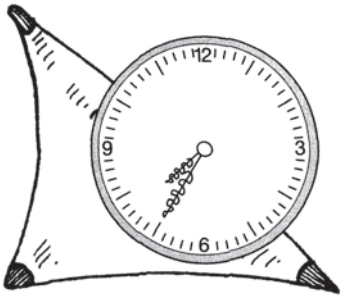

7.35 uur

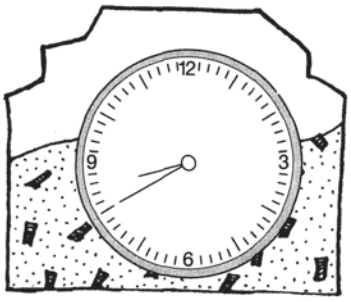

8.40 uur



9.55 uur



7.05 uur



11.00 uur

Naam .....

Het is vóór 12.00 uur.

Hoe laat is het?



11.05 uur



2.40 uur

4.35 uur



8.10 uur



4.55 uur

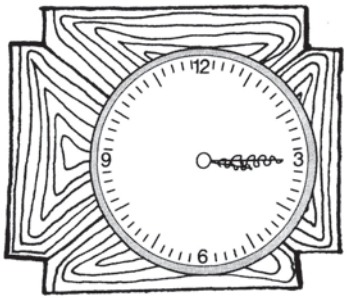

3.15 uur

5.50 uur



10.50 uur



11.05 uur

11.55 uur



1.05 uur

Het is tussen 12.00 uur
en 24.00 uur.
Teken de wijzers.



13.00 uur



14.00 uur

15.30 uur



16.05 uur

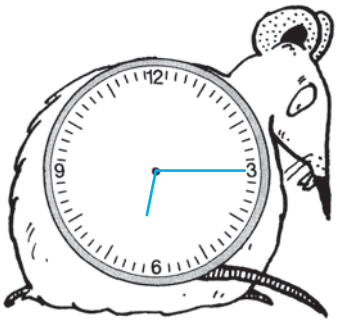

18.15 uur

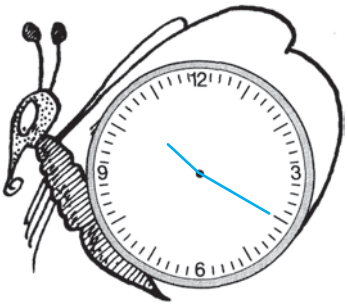

22.20 uur



23.55 uur



16.25 uur



21.10 uur



19.35 uur



17.25 uur

Naam .....

Het is tussen 12.00 uur

en 24.00 uur.

Hoe laat is het?

12.05 uur

16.25 uur



22.10 uur



17.20 uur



21.55 uur

16.05 uur

21.35 uur

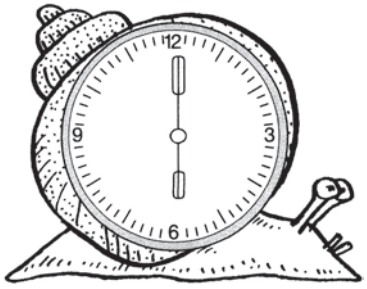

18.00 uur

19.40 uur



20.20 uur

15.15 uur

Het is na 12.00 uur.

Teken de wijzers.

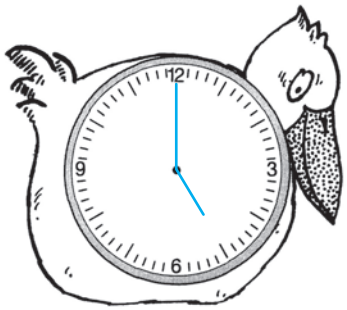

17.00 uur



19.25 uur



16.10 uur



12.25 uur



17.30 uur



22.40 uur

15.15 uur

20.20 uur



18.10 uur



16.45 uur



14.10 uur

Het is na 12.00 uur.

Teken de wijzers.

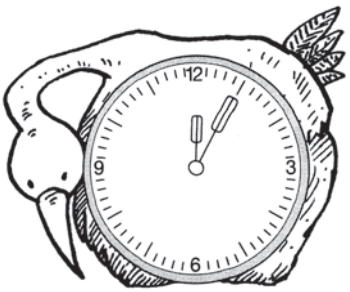

12.05 uur

14.00 uur

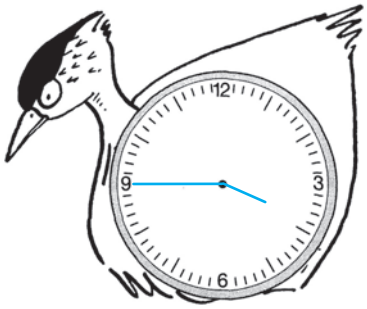

15.45 uur



16.50 uur



17.40 uur

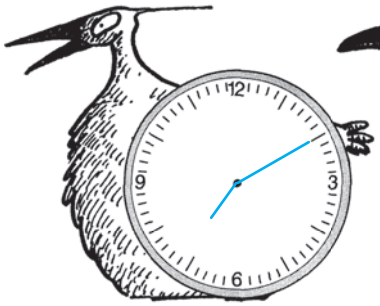

19.10 uur



20.05 uur



21.25 uur



22.40 uur



23.55 uur



24.00 uur

Naam .....

Het is vóór 12.00 uur en

het is na 12.00 uur.

Hoe laat is het?



1.00 uur / 13.00 uur



2.10 uur / 14.10 uur



4.15 uur / 16.15 uur

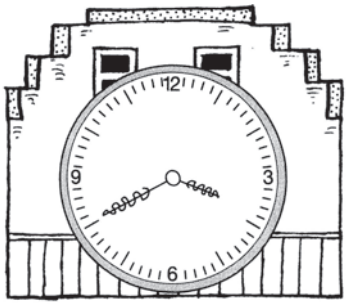

3.40 uur / 15.40 uur



5.45 uur / 17.45 uur



7.10 uur / 19.10 uur

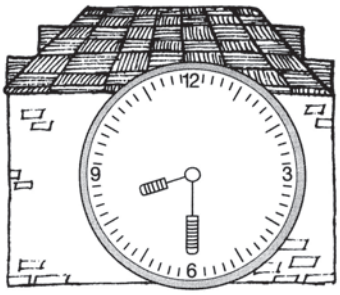

8.30 uur / 20.30 uur



9.50 uur / 21.50 uur



10.05 uur / 22.05 uur



11.35 uur / 23.35 uur



0.15 uur / 12.15 uur

Naam .....

Het is vóór 12.00 uur en

het is na 12.00 uur.

Hoe laat is het?

4.20 uur / 16.20 uur



6.55 uur / 18.55 uur

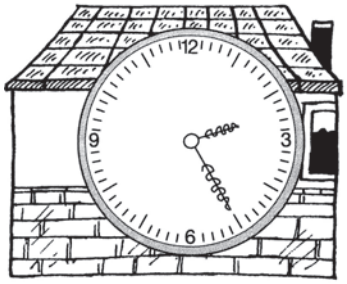

2.25 uur / 14.25 uur

3.15 uur / 15.15 uur



8.20 uur / 20.20 uur

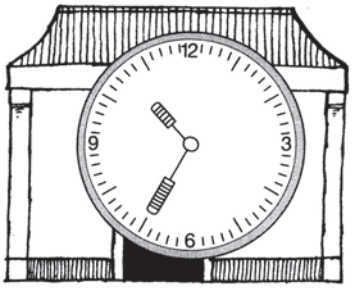

10.35 uur / 22.35 uur



1.15 uur / 13.15 uur



10.10 uur / 22.10 uur



11.25 uur / 23.25 uur



8.05 uur / 20.05 uur

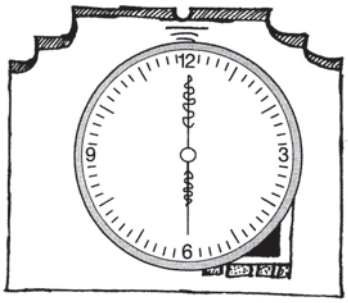

6.00 uur / 18.00 uur

Naam .....

Haal je de trein?

Of ben je te laat?

Hoeveel minuten?

vertrek

Edam
11.20

op tijd / te laat: .....5..... minuten

vertrek

Groningen
10.21

op tijd / te laat: ..... minuten

vertrek

Maastricht
16.32

op tijd / te laat: .....3..... minuten

vertrek

Vlissingen
17.48

op tijd / te laat: .....7..... minuten

vertrek

Rotterdam
19.29

op tijd / te laat: ..... minuten

Naam .....

Het is vóór 12.00 uur.

Kijk heel goed.

Hoe laat is het?



7.03 ..... uur



8.31 ..... uur

6.42 ..... uur



2.22 ..... uur

11.04 ..... uur



9.09 ..... uur



8.08 ..... uur



6.16 ..... uur

3.33 ..... uur

5.56 ..... uur



1.58 ..... uur

Naam .....

Het is vóór 12.00 uur.

Kijk heel goed.

Hoe laat is het?



2.43 uur



1.33 uur



5.26 uur



3.48 uur



5.32 uur



8.22 uur

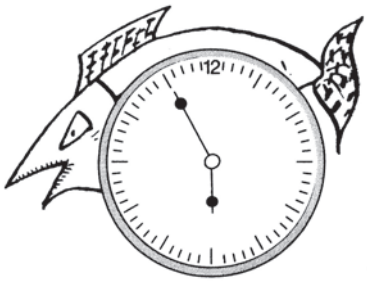

5.55 uur

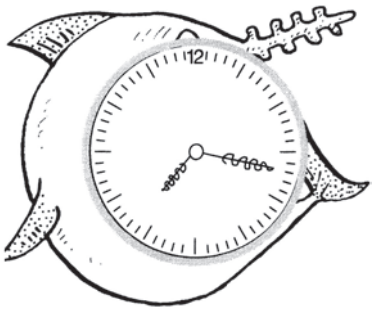

7.17 uur



9.23 uur

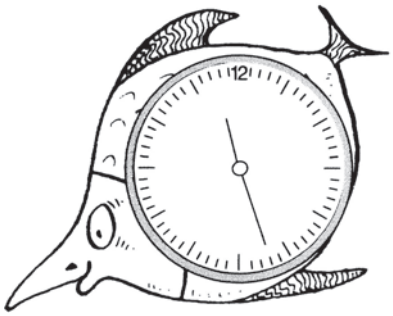

11.27 uur

8.52 uur

Het is tussen 12.00 uur

en 24.00 uur.

Hoe laat is het?



16.43 uur

14.56 uur

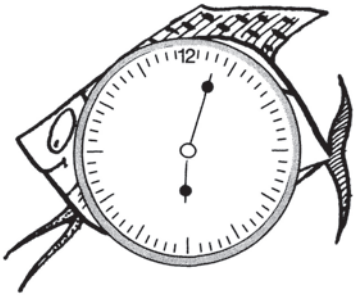

18.03 uur

20.20 uur



13.44 uur



16.32 uur

19.19 uur



14.41 uur



21.10 uur

15.27 uur

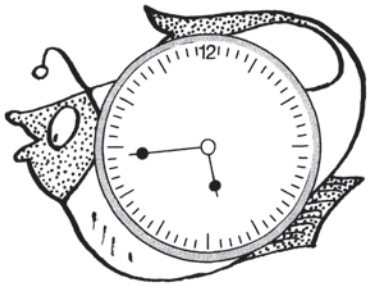

17.44 uur

Het is vóór 12.00 uur en

het is na 12.00 uur.

Hoe laat is het?

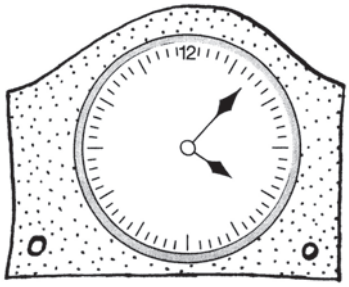

4.07 uur / 16.07 uur

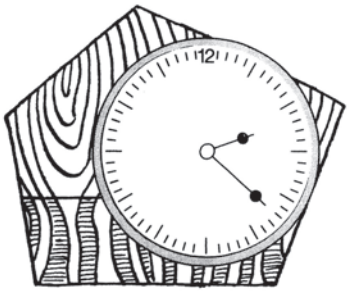

2.22 uur / 14.22 uur

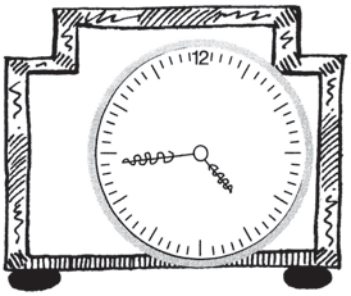

4.44 uur / 16.44 uur



1.11 uur / 13.11 uur



8.08 uur / 20.08 uur



3.47 uur / 15.47 uur



6.26 uur / 18.26 uur



10.10 uur / 22.10 uur



09.28 uur / 21.28 uur



5.57 uur / 17.57 uur

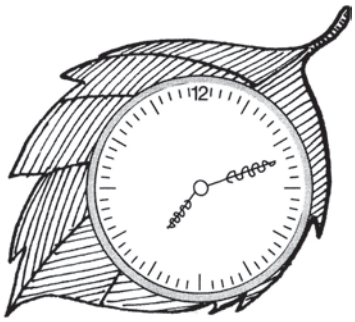

7.12 uur / 19.12 uur

Naam .....

Hoe laat is de soep gaar?

16:40

nog 20 min.

17:00

17:18

nog 12 min.

17:30

11:34

nog 16 min.

11:50

11:57

nog 23 min.

12:20

12:04

nog 16 min.

12:20

12:28

nog 22 min.

12:50

11:42

nog 16 min.

11:58

17:03

nog 26 min.

17:29

11:47

nog 23 min.

12:10

17:53

nog 11 min.

18:04

11:39

nog 23 min.

12:02

17:56

nog 9 min.

18:05

18:07

nog 13 min.

18:20

18:04

nog 16 min.

18:20

Naam .....

Telefoneren.

Hoe laat is het gesprek afgelopen?

12:15	11:48	10:59
nog 3 min.	nog 12 min.	nog 11 min.
12:18	12:00	11:10

16:03	08:15	10:02	15:43
nog 21 min.	nog 22 min.	nog 7 min.	nog 6 min.
16:24	08:37	10:09	15:49

19:58	15:44	10:57	01:01
nog 68 min.	nog 18 min.	nog 19 min.	nog 31 min.
21:06	16:02	11:16	01:32

14:57	18:43	19:52	11:34
nog 15 min.	nog 16 min.	nog 71 min.	nog 27 min.
15:12	18:59	21:03	12:01

Naam .....

Cake bakken (1.15 min.) en daarna rijst koken (8 min.). Hoe laat is het klaar?

Het is nu:	16:20
De cake is klaar:	17:35
De rijst is klaar:	17:43

Het is nu:	11:27	10:52	17:12
De cake is klaar:	12:42	12:07	18:27
De rijst is klaar:	12:50	12:15	18:35

Het is nu:	16:47	12:03	16:24
De cake is klaar:	18:02	13:18	17:39
De rijst is klaar:	18:10	13:26	17:47

Het is nu:	11:34	11:11	16:37
De cake is klaar:	12:49	12:26	17:52
De rijst is klaar:	12:57	12:34	18:00

Teken de wijzers.



4 over 4



12 over 12



44 over 4



9 over half 9

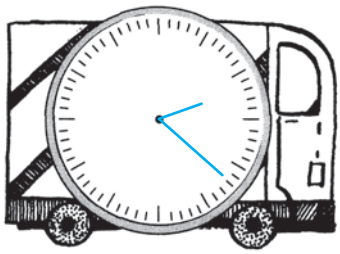

22 over 2



19 over 6



1 voor 7

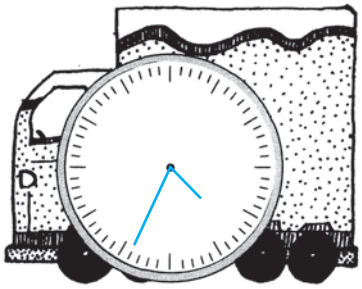

4 over half 5



12 voor 4



13 over half 8



1 over 1

Teken de wijzers.



5.15 uur

6.32 uur



7.07 uur



15.02 uur



18.18 uur



2.24 uur



8.48 uur

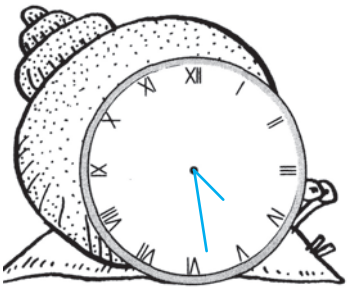

16.28 uur



11.54 uur



22.42 uur



13.23 uur

Toets A

Teken de wijzers.

Hoe laat is het?

11.05 uur → 5 over 11



23.15 uur → 15 over 11



2.40 uur → 10 over half 3

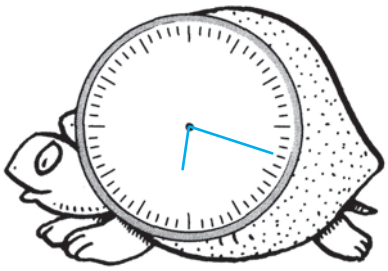

18.18 uur → 18 over 6



12.27 uur → 3 voor half 1

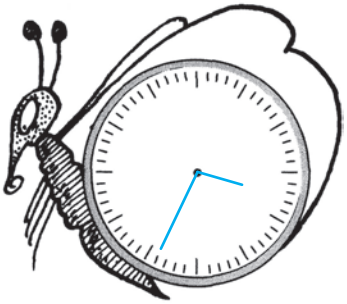

15.34 uur → 4 over half 4



19.47 uur → 13 voor 8



6.14 uur → 14 over 6

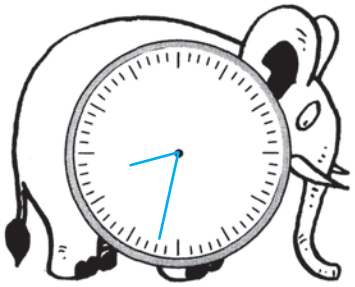

8.32 uur → 2 over half 9



17.14 uur → 14 over 5



15.24 uur → 6 voor half 4

Naam .....

Toets B

Teken de wijzers.

Hoe laat is het?



00.02 uur → 2 over 12



13.35 uur → 5 over half 1



15.40 uur → 10 over half 4



19.22 uur → 8 voor half 8

12.56 uur → 4 voor 1



3.03 uur → 3 over 3

15.03 uur → 3 over 3



6.14 uur → 14 over 6

9.13 uur → 13 over 9



6.06 uur → 6 over 6



4.44 uur → 16 voor 5

DIPLOMA

KLOKKIJKEN

C

Behaald door _____

Datum _____ Plaats _____