Rekenen

groep 4

Klokkijken A

Werkbook

Z

Stenvert

ThiemeMeulenhoff

Klokboek A
Werkboek

Groep 4-5

ThiemeMeulenhoff

Klokboek A
WERKBOEK

COLOFON

Auteurs
redactie Stenvert

Conceptontwerp omslag:
Metamorfose ontwerpers BNO, Deventer

Ontwerp omslag:
Eduardo Media

Illustraties
Egbert Koopmans

Opmaak binnenwerk
PPMP Prepress, Wolvega

Over ThiemeMeulenhoff
ThiemeMeulenhoff ontwikkelt zich van educatieve uitgeverij tot een learning design company. We brengen content, leerontwerp en technologie samen. Met onze groeiende expertise, ervaring en leeroplossingen zijn we een partner voor scholen bij het vernieuwen en verbeteren van onderwijs. Zo kunnen we samen beter recht doen aan de verschillen tussen lerenden en scholen en ervoor zorgen dat leren steeds persoonlijker, effectiever en efficiënter wordt.

Samen leren vernieuwen.

www.thiememeulenhoff.nl

ISBN 978 90 06 50388 3
Tweede druk, eerste oplage 2018

© ThiemeMeulenhoff, Amersfoort, 2010

Alle rechten voorbehouden. Niets uit deze uitgave mag worden verveelvoudigd, opgeslagen in een geautomatiseerd gegevensbestand, of openbaar gemaakt, in enige vorm of op enige wijze, hetzij elektronisch, mechanisch, door fotokopieën, opnamen, of enig andere manier, zonder voorafgaande schriftelijke toestemming van de uitgever.

Voor zover het maken van kopieën uit deze uitgave is toegestaan op grond van artikel 16B Auteurswet 1912 j° het Besluit van 23 augustus 1985, Stbl. 471 en artikel 17 Auteurswet 1912, dient men de daarvoor wettelijk verschuldigde vergoedingen te voldoen aan Stichting Publicatie- en Reproductierechten Organisatie (PRO), Postbus 3060, 2130 KB Hoofddorp (*www.stichting-pro.nl*). Voor het overnemen van gedeelte(n) uit deze uitgave in bloemlezingen, readers en andere compilatiewerken (artikel 16 Auteurswet) dient men zich tot de uitgever te wenden. Voor meer informatie over het gebruik van muziek, film en het maken van kopieën in het onderwijs zie www.auteursrechtenonderwijs.nl.

De uitgever heeft ernaar gestreefd de auteursrechten te regelen volgens de wettelijke bepalingen. Degenen die desondanks menen zekere rechten te kunnen doen gelden, kunnen zich alsnog tot de uitgever wenden.

Deze uitgave is volledig CO_2-neutraal geproduceerd.
Het voor deze uitgave gebruikte papier is voorzien van het FSC®-keurmerk.
Dit betekent dat de bosbouw op een verantwoorde wijze heeft plaatsgevonden.

Inhoud

Hele uren
Welke klokken geven dezelfde tijd aan? 4
Welke klokken geven de hele uren aan? 5
Waar is het vroeger? 6
Waar is het later? 7
Hoe laat is het? 8
Hoe laat is het? 9
Zet de klokken gelijk 10
Zet de klokken gelijk 11
Teken de kleine wijzer 12
Teken de wijzers 13

Halve uren
Hoe laat is het? 14
Hoe laat is het? 15
Teken de kleine wijzer 16
Teken de wijzers 17

Hele en halve uren
Waar is het vroeger? 18
Waar is het later? 19
Hoe laat is het? 20
Hoe laat is het? 21

Kwartieren
Hoe laat is het? 22
Hoe laat is het? 23
Hoe laat is het? 24
Hoe laat is het? 25
Teken de wijzers 26
Teken de wijzers 27

Hele en halve uren en kwartieren
Hoe laat is het? 28
Teken de wijzers 29

Toets A
Hoe laat is het? 30

Toets B
Teken de wijzers 31

Diploma Klokkijken A 32

Naam .....

Welke klokken geven

dezelfde tijd aan?

Geef die dezelfde kleur.



















Naam .....

Welke klokken geven

de hele uren aan?

Kleur die.

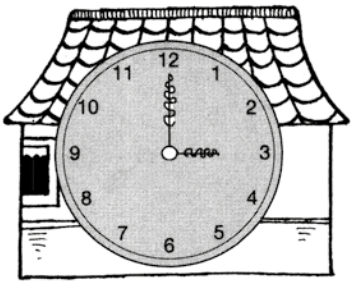

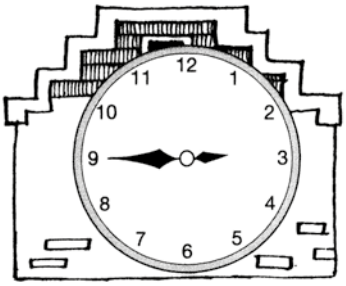





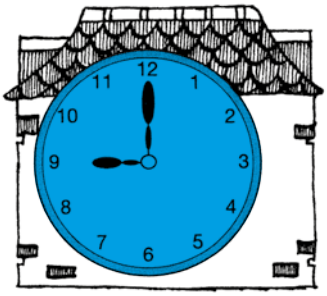







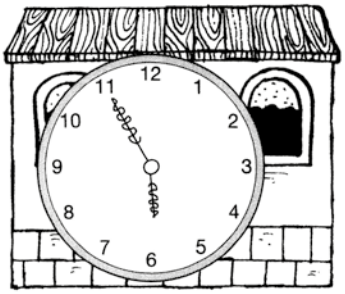





Naam .....

Waar is het vroeger?

Kleur die klok.

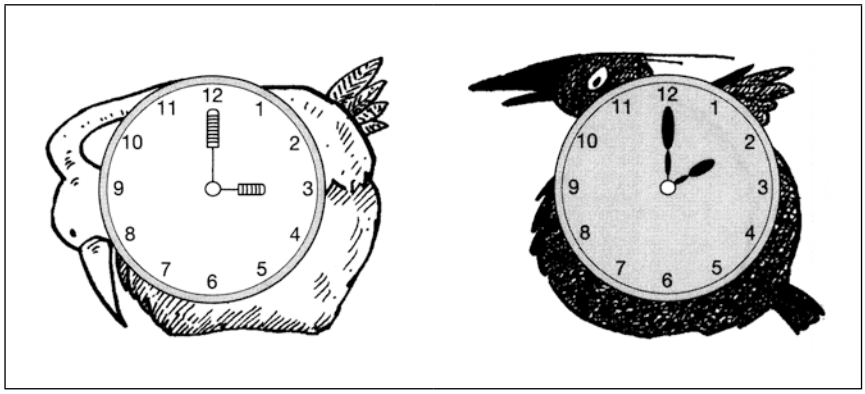









Naam .....

Waar is het later?

Kleur die klok.





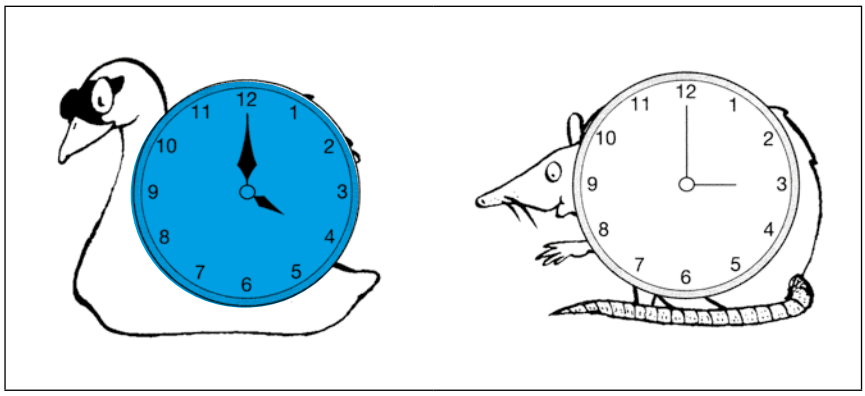





Naam .....

Hoe laat is het?



.....1..... uur



.....4..... uur

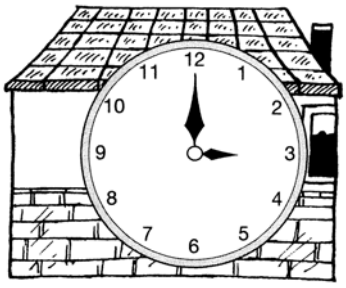

.....3..... uur



.....2..... uur



.....7..... uur



.....11..... uur



.....6..... uur



.....3..... uur



.....12..... uur

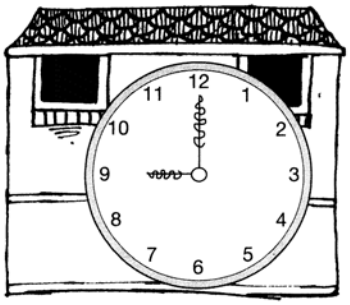

.....9..... uur



.....10..... uur

Naam .....

Hoe laat is het?



.....5..... uur

.....7..... uur

.....11..... uur



.....9..... uur

.....12..... uur



.....8..... uur

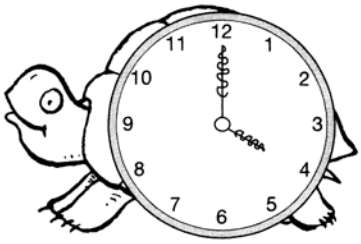

.....4..... uur

.....2..... uur

.....10..... uur

.....6..... uur

.....1..... uur

Naam .....

Zet de klokken maar gelijk.





.....2..... uur



.....2..... uur



.....7..... uur

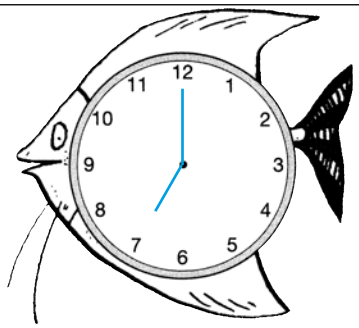

.....7..... uur



.....9..... uur

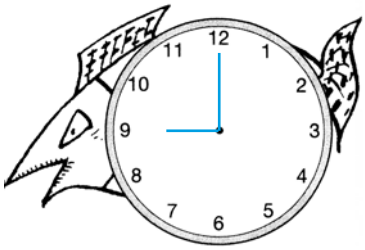

.....9..... uur

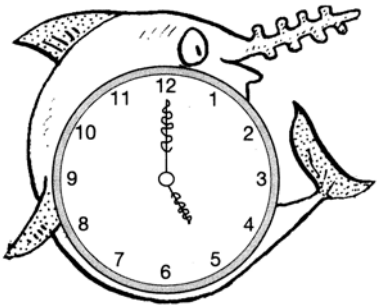

.....5..... uur



.....5..... uur

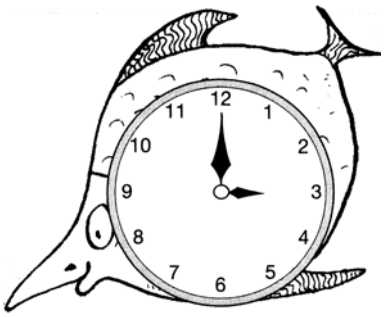

.....3..... uur

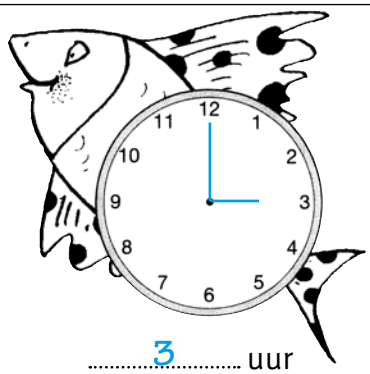

.....3..... uur

Naam .....

Zet de klokken maar gelijk.

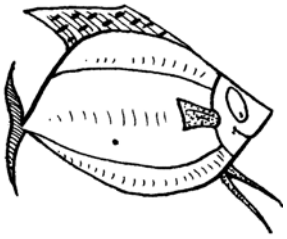



.....4..... uur



.....4..... uur



.....8..... uur

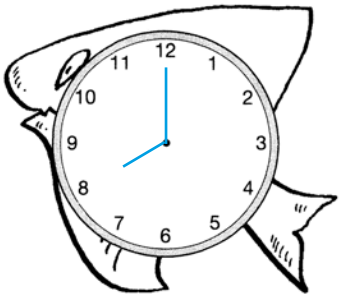

.....8..... uur



.....12..... uur

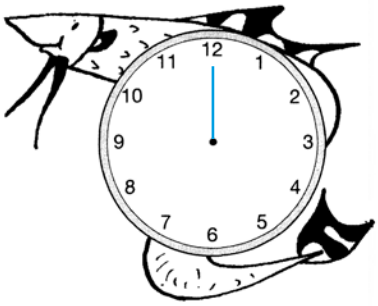

.....12..... uur



.....1..... uur



.....1..... uur



.....11..... uur

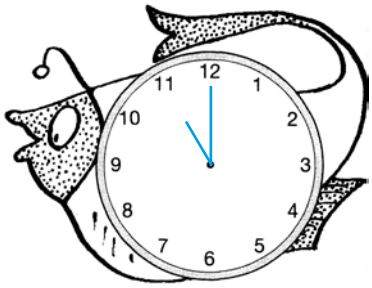

.....11..... uur

Naam .....

Teken in elke klok de kleine wijzer.

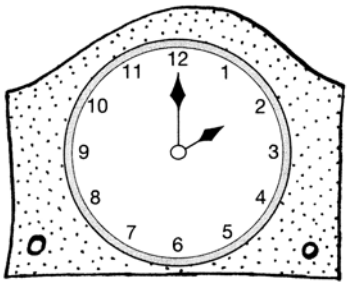

2 uur

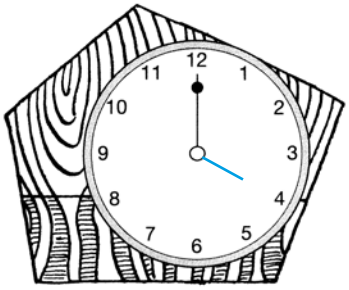

4 uur

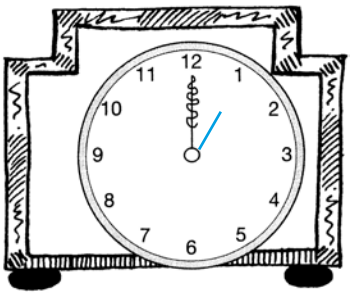

1 uur

6 uur



9 uur



8 uur



5 uur



3 uur



10 uur



7 uur

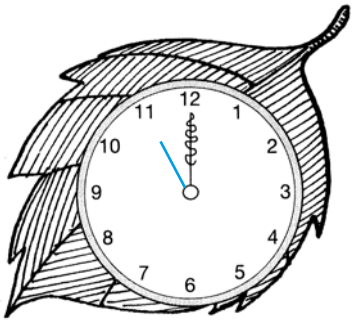

11 uur

Naam .....

Teken in elke klok de grote en de kleine wijzer.



11 uur

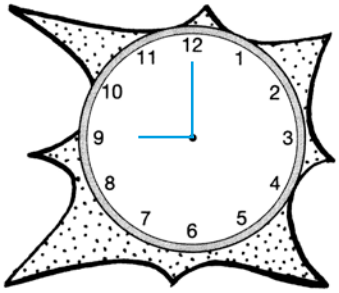

9 uur



12 uur

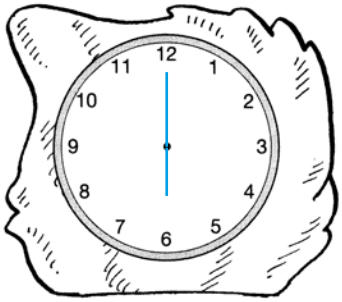

6 uur



2 uur

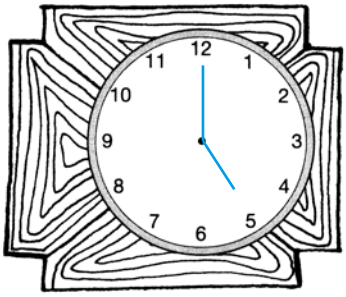

5 uur

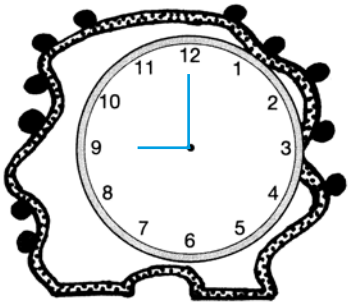

9 uur

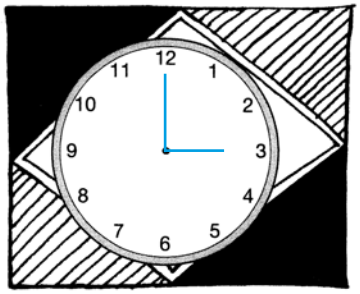

3 uur

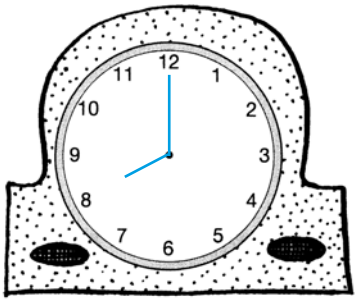

8 uur



7 uur



1 uur

Naam .....

Hoe laat is het?

half ....11....

half ....7....

half ....10....



half ....3....



half ....1....

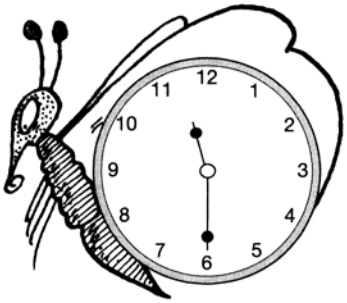

half ....12....



half ....4....

half ....5....



half ....2....



half ....9....

half ....6....

Naam .....

Hoe laat is het?

Teken ook de grote wijzer.

half .....3.....

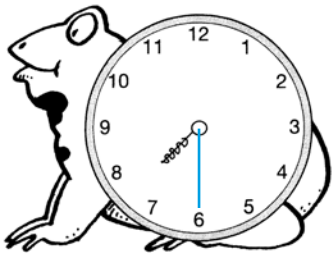

half .....8.....



half .....10.....



half .....4.....



half .....9.....



half .....12.....

half .....7.....

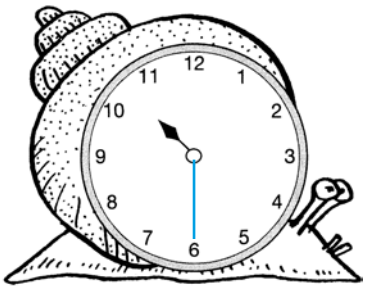

half .....11.....



half .....1.....



half .....7.....



half .....5.....

Teken in elke klok de kleine wijzer.

half 6



half 2

half 8



half 6



half 4



half 9

half 1

half 12

half 7



half 11

half 3

Naam .....

Teken in elke klok de grote en de kleine wijzer.



half 9



half 4



half 6

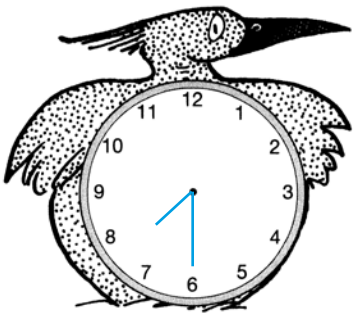

half 8



half 12



half 2



half 10

half 7



half 3



half 5



half 11

Naam .....

Waar is het vroeger?

Kleur die klok.



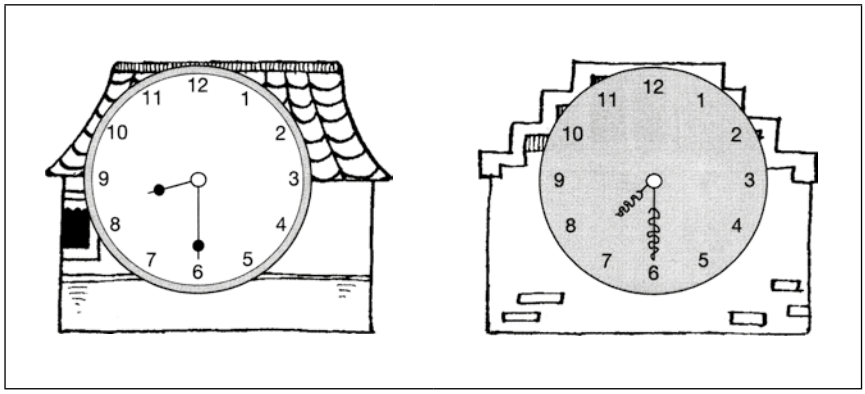

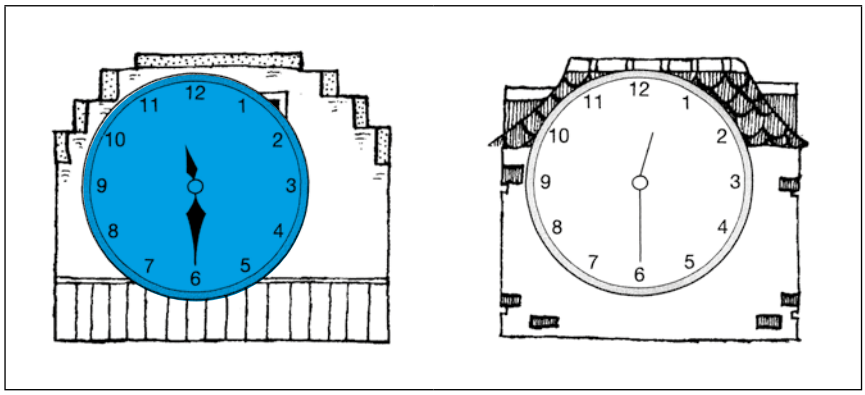

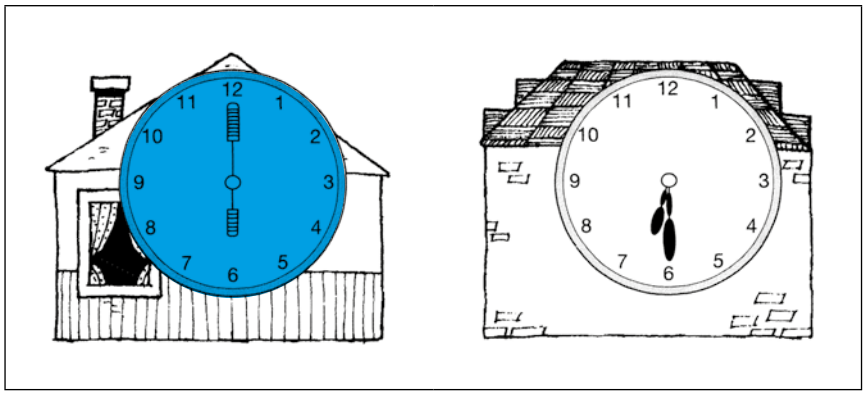

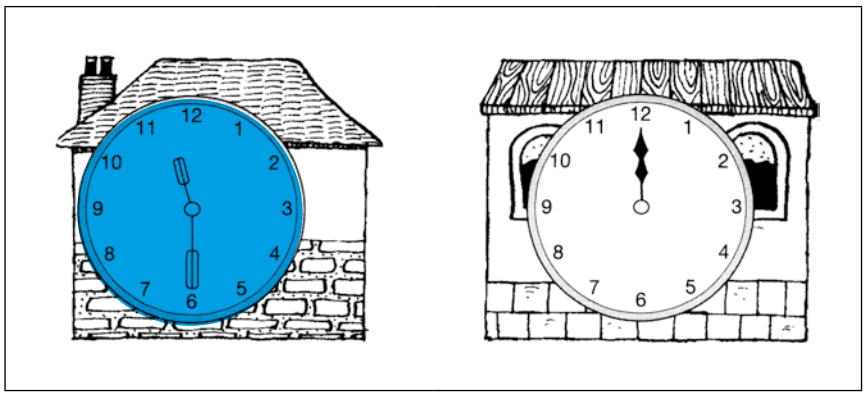

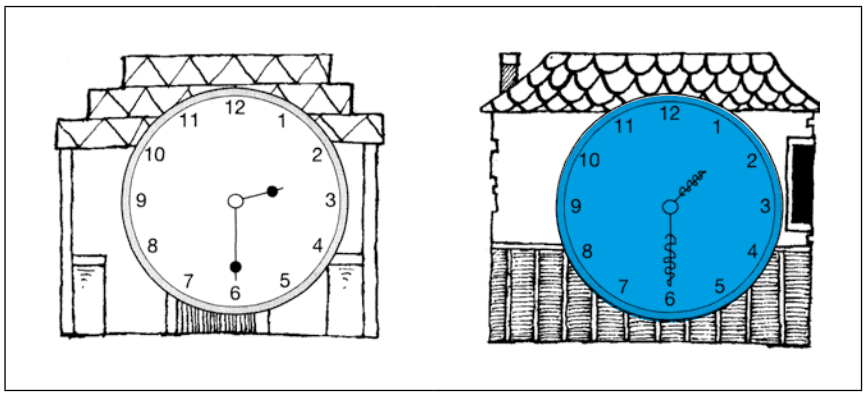

Naam .....

Waar is het later?

Kleur die klok.





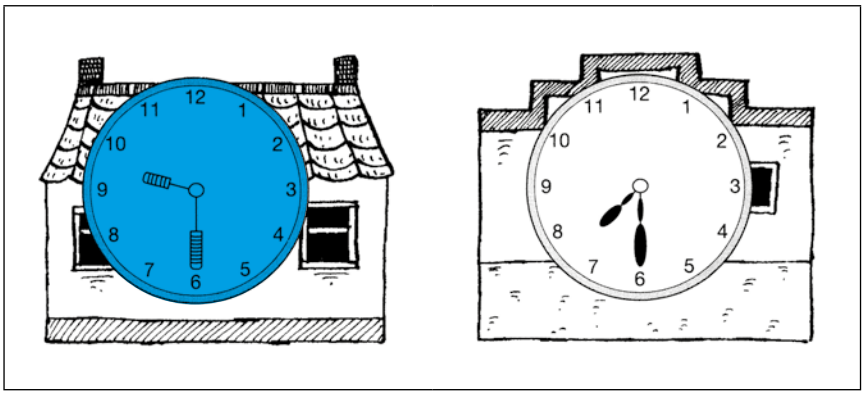

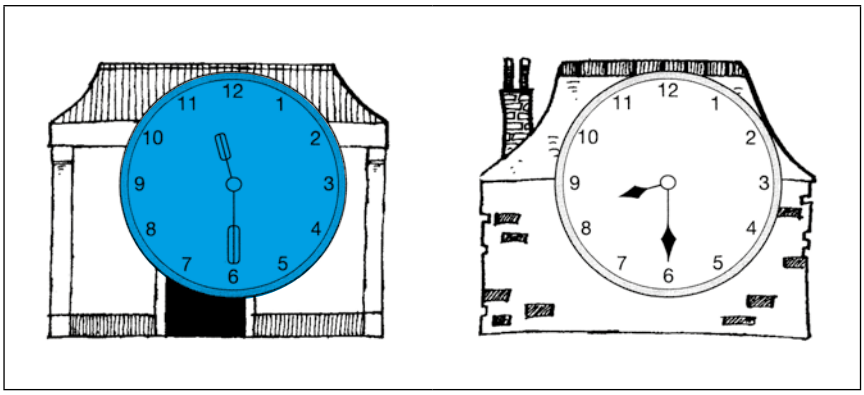

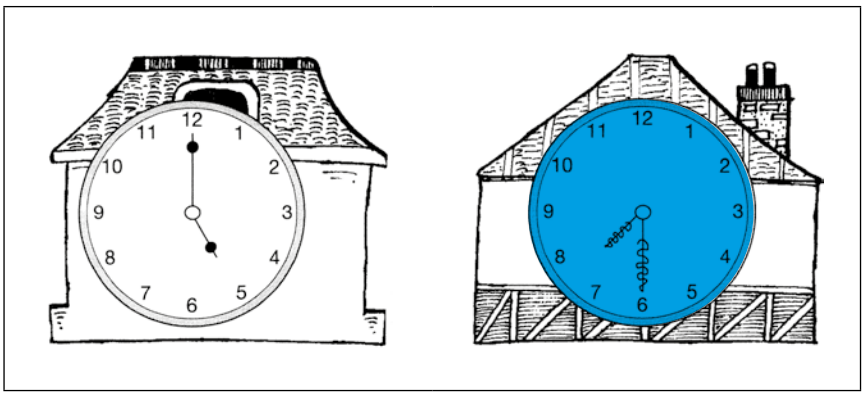

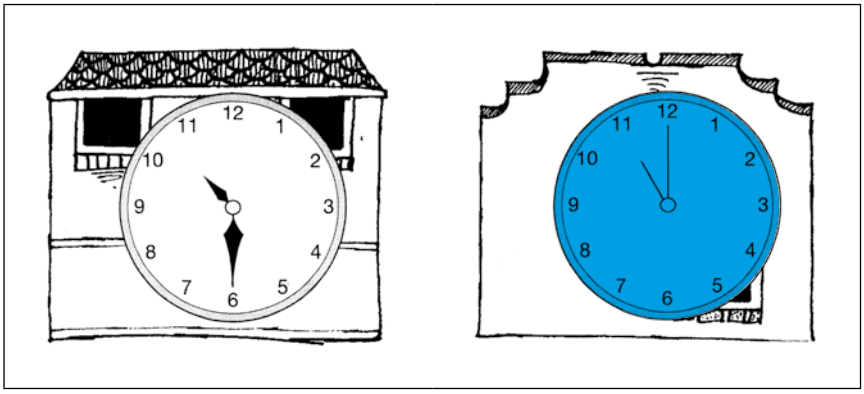

Naam .....

Hoe laat is het?

half 6



12 uur

half 7

half 9



9 uur



2 uur



half 11



half 6



6 uur

half 10

11 uur

Naam .....

Hoe laat is het?



8 uur



half 1

half 12

2 uur



half 7



7 uur



half 9



half 5

1 uur



half 10

half 2

Naam .....

Hoe laat is het?



kwart over .....12.....



kwart over .....6.....



kwart over .....9.....



kwart over .....4.....



kwart over .....8.....



kwart over .....11.....

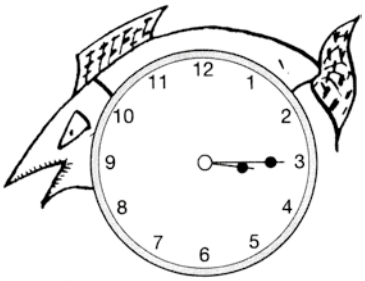

kwart over .....3.....

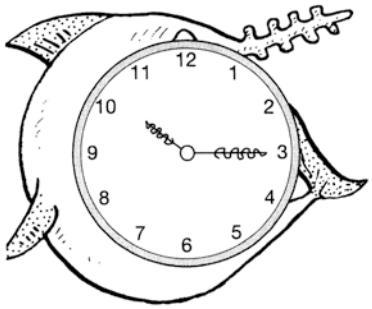

kwart over .....10.....



kwart over .....7.....

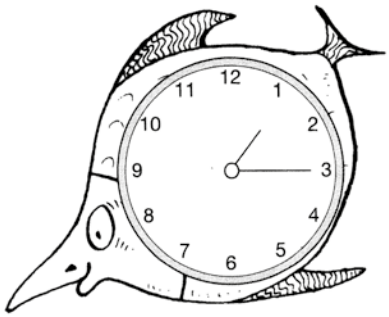

kwart over .....1.....



kwart over .....2.....

Naam .....

Hoe laat is het?



kwart voor .....12.....

kwart voor .....7.....



kwart voor .....8.....

kwart voor .....4.....

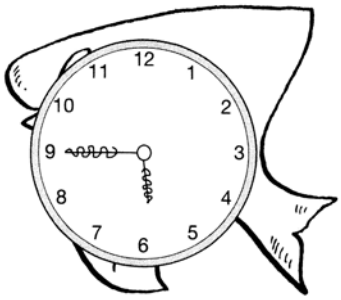

kwart voor .....6.....



kwart voor .....2.....

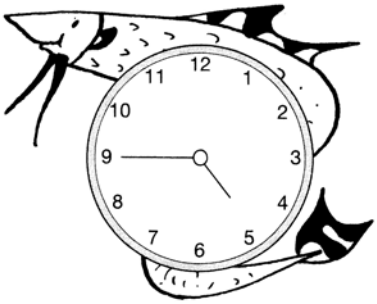

kwart voor .....5.....

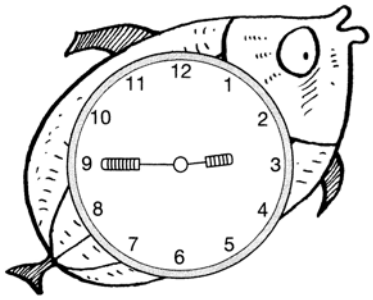

kwart voor .....3.....



kwart voor .....9.....



kwart voor .....11.....

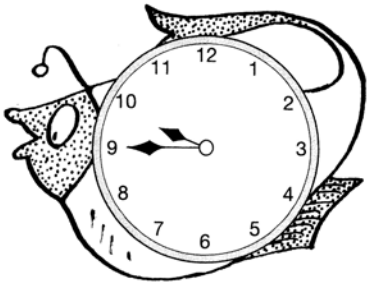

kwart voor .....10.....

Naam .....

Hoe laat is het?

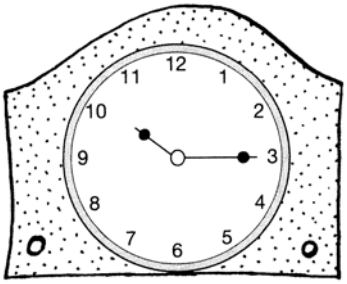

kwart over 10

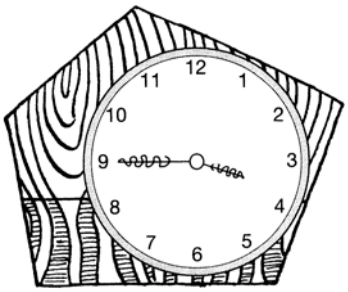

kwart voor 4



kwart over 9

kwart voor 9



kwart over 8



kwart vooor 11



kwart over 6

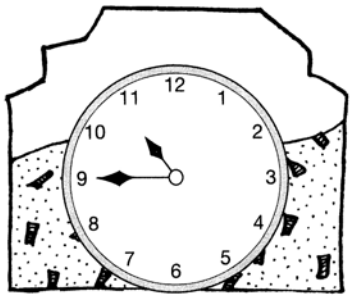

kwart voor 11



kwart over 5

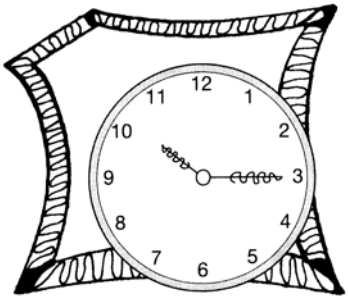

kwart over 10

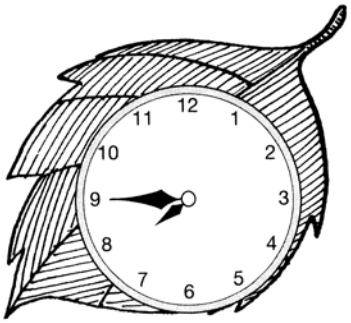

kwart voor 8

Naam .....

Hoe laat is het?



kwart voor 4

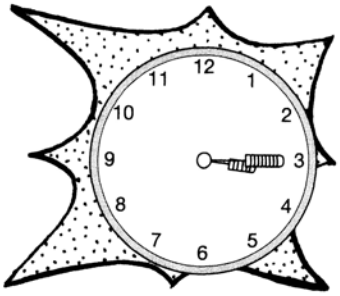

kwart over 3



kwart voor 10



kwart over 2



kwart voor 9

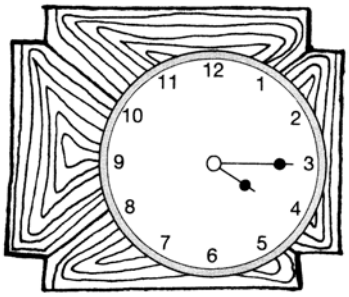

kwart over 4

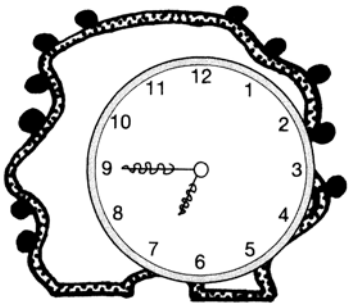

kwart voor 7



kwart over 7



kwart voor 12



kwart voor 1

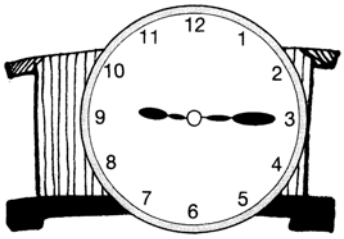

kwart over 9

Teken in elke klok de grote en de kleine wijzer.



kwart voor 6

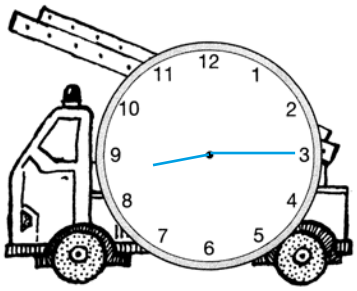

kwart over 8

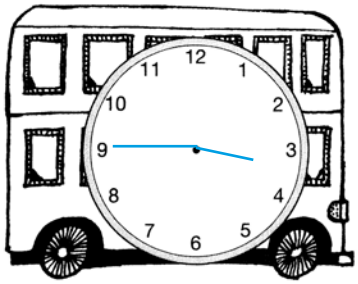

kwart voor 4



kwart over 9



kwart voor 3



kwart over 3



kwart voor 12

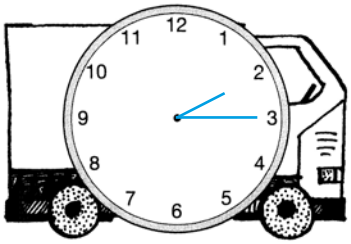

kwart over 2



kwart over 7

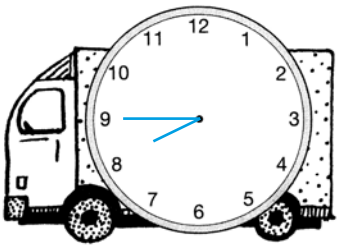

kwart voor 8



kwart voor 9

Naam .....

Teken in elke klok de grote en de kleine wijzer.



kwart over 9



kwart voor 6



kwart over 2



kwart over 3



kwart voor 8



kwart over 12



kwart voor 9

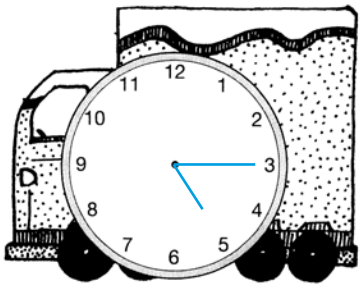

kwart over 5



kwart over 1

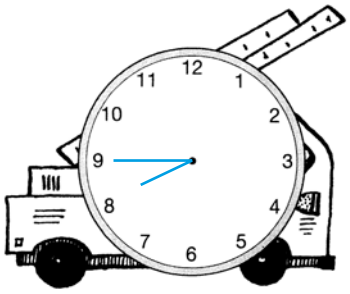

kwart voor 8



kwart voor 4

Naam .....

Hoe laat is het?

kwart voor zes

kwart voor 8

3 uur

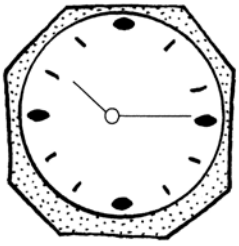

kwart over 10

12 uur

kwart voor 11

kwart voor 9

kwart over 5

6 uur

kwart voor 6

half 7

Naam .....

Teken in elke klok de grote en de kleine wijzer.

half 8

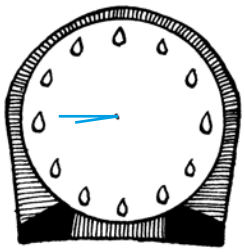

kwart voor 9

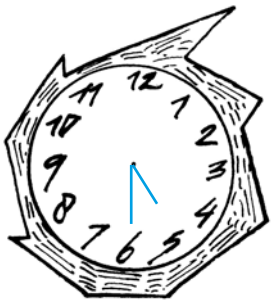

half 5

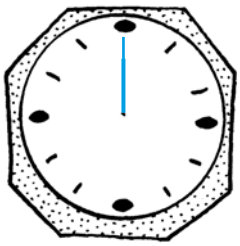

12 uur

kwart over 2

half 7



6 uur

kwart voor 4



half 9

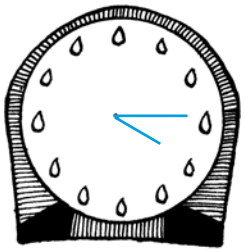

kwart over 4

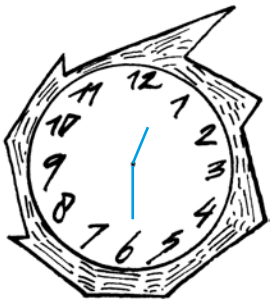

half 1

Naam .....

Hoe laat is het?

Toets A

5 uur



kwart voor 9

half 6



kwart over 2

half 7

6 uur

kwart over 4

kwart voor 10

7 uur



half 5

kwart voor 11

Teken in elke klok de grote en de kleine wijzer.

Toets B



half 4



kwart over 8



12 uur



kwart over 3

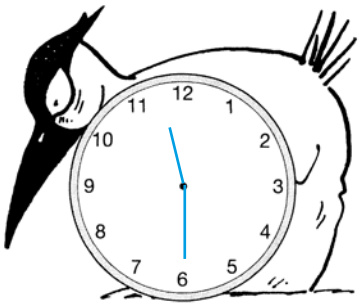

half 12

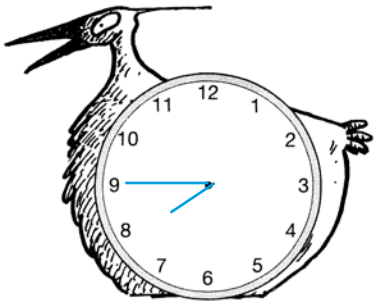

kwart voor 8



2 uur



kwart over 1



kwart voor 9



half 6



kwart over 2



DIPLOMA

KLOKKIJKEN

A

Behaald door _____

Datum _____ Plaats _____